



# GLOBAL RESEARCH ALLIANCE

ON AGRICULTURAL GREENHOUSE GASES

## Reports from working groups: Research Stocktake



**Nina Grassnick  
(Thünen Institute, Germany)**

# GRA Operational Plan 2021-2025

## Priority action – Foster Outreach, Knowledge Sharing and Information Exchange:

- “Undertake a research and capability stocktake to track the progress (including case studies) and impact of GRA action after 10 years and develop how best to communicate this to a range of end users referring to current policy questions (e.g. before / during COP)”

## Working Group:

- Australia, Bangladesh, Canada, Germany, New Zealand, Turkey and Research Group Co-chairs

→ Further support from Council Members is highly appreciated, please contact Nina Grassnick: [nina.grassnick@thuenen.de](mailto:nina.grassnick@thuenen.de)

## **This Research and Capability Stocktake has the following aims:**

- To measure progress and impact of GRA action after 10 years
- To understand the gaps and future capability needs of the GRA
- To highlight the progress and achievements of the GRA community over the past 10-years to international researchers and policy-makers
- To develop communications suitable to inform existing members and a range of other end users
- To assess current capabilities and needs of GRA members and partners

## **Review of GRA publications and meeting reports identifying:**

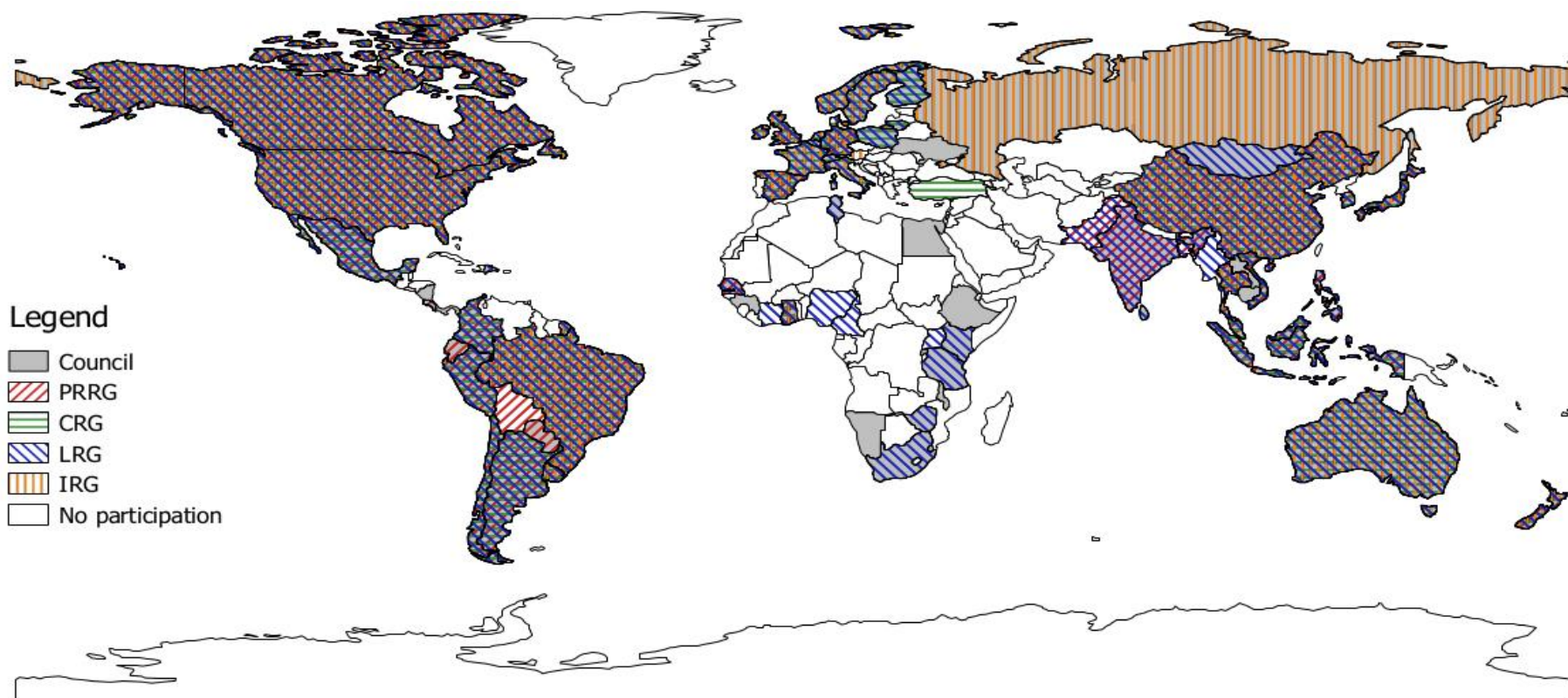
- Development of GRA research networks & actor / network analysis
- GRA flagship projects 2010-2020: actors and main outcomes
- Publications / databases / events with GRA involvement
- Leadership of groups / networks / activities and research
- Funders (including in-kind)
- Inclusion of capability building needs of the GRA network
- Potential communication materials and communications media

**Survey of GRA Members or stakeholder interviews with selected members of the GRA community**



# First results: Participation characteristics of member countries

## *Participation of countries in GRA research groups (2010-2019)*

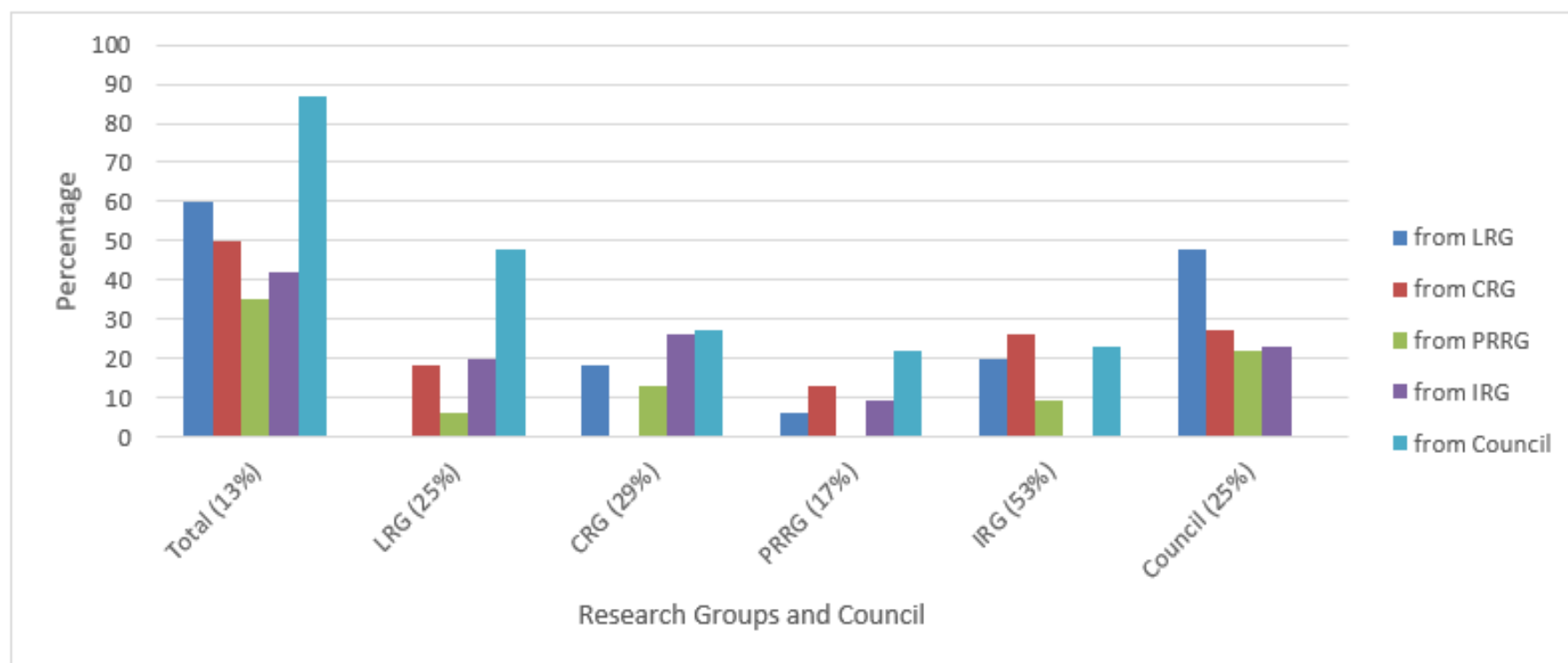


**Source:** Own graph with data from GRA meeting reports (2010-2019), <https://globalresearchalliance.org/publication-library/?doctype=220>.

**Note:** We count a country as participant in a research group if at least one actor was present at least one meeting during the time period 2010-2019. This figure also includes non-GRA-member countries which e.g. participated as Observer countries.

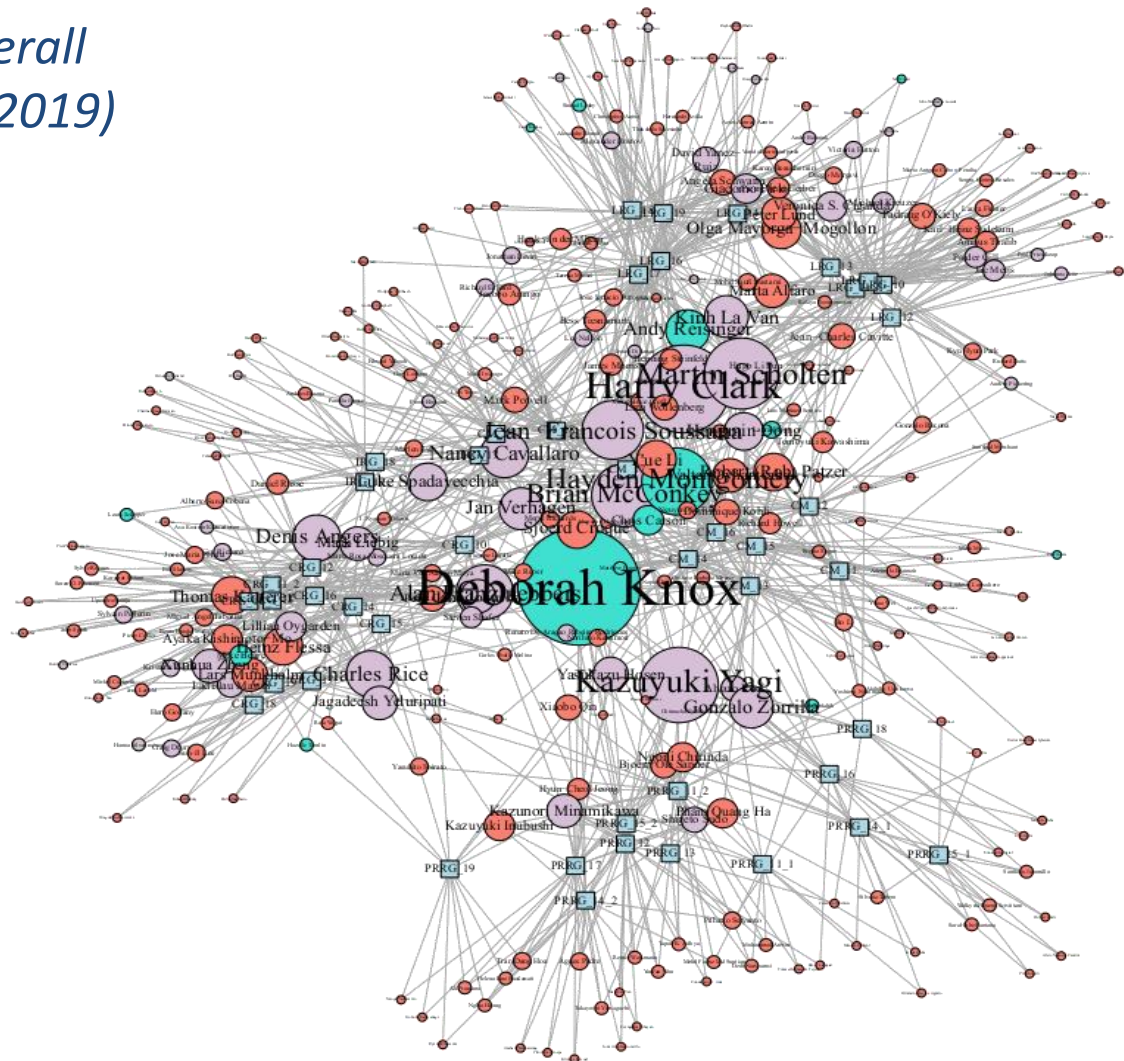
# First results: multipliers

*Number of multipliers at meeting from another subgroup (per subgroup) (2010-2019)*



**Source:** Own graph with data from GRA meeting reports (2010-2019), <https://globalresearchalliance.org/publication-library/?doctype=220>.

**Note:** LRG = Livestock Research Group, CRG = Cropland Research Group, PRRG = Paddy Rice Research Group, IRG = Integrative Research Group



**Note:** The network graph shows all individual actors (circles) that attended at least two (degree>1) meetings (squares) of the GRA subgroups during the time period 2010-2019.



# Work Plan 2022

	Action	Due Date
1	Agree plan and allocate roles and responsibilities	February
2	Review GRA publications and meeting reports and prepare first draft of report	April
3	Draft survey questions and identify target groups to send them to	April
4	Identify end-users for stocktake outputs Prepare shortlist of potential communication materials for each end-user group Identify support required to create and disseminate potential communication materials	April
	Working Group meeting to review actions 2-4	April
5	Complete review report	June
6	Conduct surveys and compile report	June
	Working Group meeting to discuss final outputs	June
7	Prepare / contract communication materials based on final outputs, along with plans for their dissemination	August
8	Share communication materials in line with dissemination plans	September





# GLOBAL RESEARCH ALLIANCE

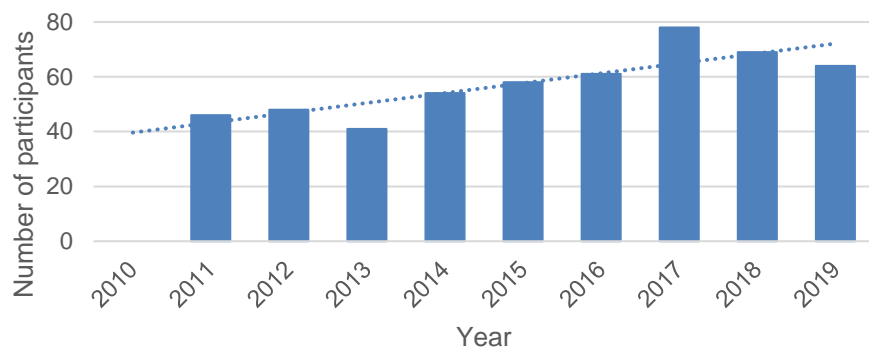
ON AGRICULTURAL GREENHOUSE GASES



**THANK YOU FOR YOUR ATTENTION!**  
**[nina.grassnick@thuenen.de](mailto:nina.grassnick@thuenen.de)**

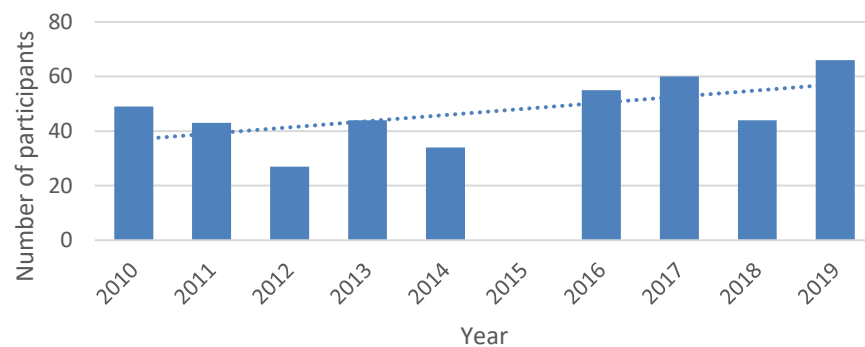
# First results: attendance at GRA meetings

Number of participants at Council meetings (2010-2019)



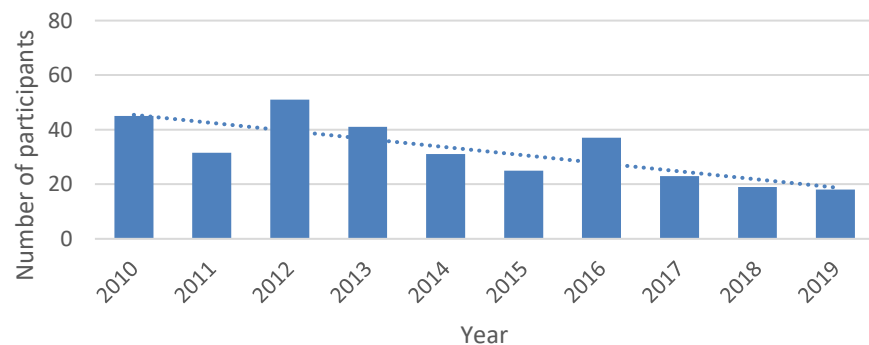
**Note:** There was no meeting in 2010.

Number of participants at LRG meetings (2010-2019)



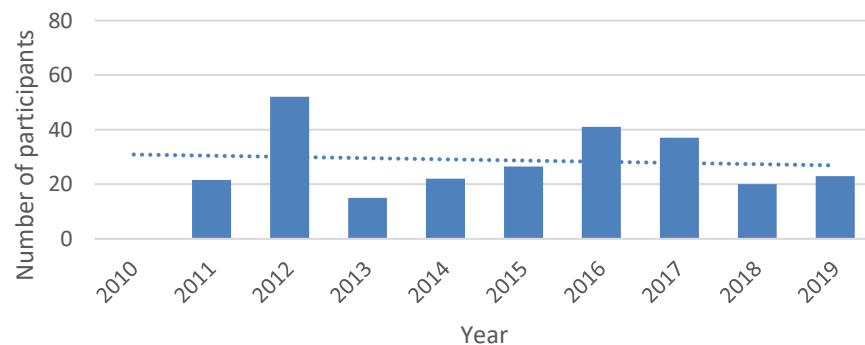
**Note:** There was no meeting in 2015. There were two meetings in 2011 with 38 and 48 participants each, here the average value is shown.

Number of participants at CRG meetings (2010-2019)



**Note:** There were two meetings in 2011 with 30 and 33 participants each, here the average value is shown.

Number of participants at PRRG meetings (2010-2019)



**Note:** There was no meeting in 2010. There were two meetings in 2011, 2014 and 2015 with 14 and 29, 22 and 22, 13 and 40 participants each, respectively, here the average value is shown.